

FREE GRAPH


Be Mine Heart



by Frony Ritter
of
Frony Ritter Designs



FREE GRAPH





FREE GRAPH

Fabric: Perforated Paper 14 count,
 White
















40w X 42h Stitches

Size: 14 Count, 2-3/4w X 3h in

Use two strands, one for
 outline

Finish by cutting out one
 square outside of stitching,
 back with felt and make
 hanger cording using DMC 321
 and DMC 3706

Floss Used for Full Stitches:

Symbol	Strands	Type	Number	Color
 +	2	DMC	319	Pistachio Green-VY DK
 \$	2	DMC	321	Christmas Red
 ♦♦	2	DMC	367	Pistachio Green-DK
 ∞	2	DMC	666	Christmas Red-BRT
 *	2	DMC	814	Garnet-DK
 (2	DMC	3705	Melon-DK
 ■	2	DMC	3706	Melon-MD
 ..	2	DMC	3708	Melon-LT
 ↑	2	DMC	3747	Blue Violet-VY LT
)	2	DMC	3801	Christmas Red-LT
 1	2	DMC	White	White
 -	2	MH GS Bead	00128	Yellow
 0	2	MH GS Bead	00479	White
 /	2	MH GS Bead	02014	Black
 2	2	MH FGS Bead	62042	Frosted Royal Purple

Floss Used for Back Stitches:

Symbol	Strands	Type	Number	Color
	1	DMC	310	Black