


Compliments of:

wichelt imports, inc.



N162 State Hwy. 35
Stoddard, WI 54658-9711, U.S.A.
wichelt@wichelt.com

800-356-9516 • 608-788-4600 • Fax: 608-788-6040
www.wichelt.com • www.millhillbeads.com



Beaded Bouquet

By Janis Lockhart of Cross-Point Designs

Stitch count: 53w X 76h

Design size: 3-3/4" w X 5-3/8" h, 96w X 138h
mm on 14 count fabric

Fabric: 28 count White Chocolate Linen #7694
or Aida #35794 from *Wichelt Imports, Inc.* Stitch
over two threads.



Threads: DMC six strand cotton floss

Embellishment: *Mill Hill* Antique Glass Beads
and Glass Seed Beads.

Stitching Notes: Stitch full stitches first with two
strands floss over two threads of fabric. Back
stitch, one strand; pink lines with DMC 223, blue
lines with DMC 813. Attach beads with a beading
needle and two strands floss (or one strand fold-
ed in half over needle). #02015 beads, attach
with floss #162; #03051 bead, attach with floss
#225; #02075 bead, attach with floss # 223;
#03005 beads, attach with #225.

Full /Half Stitches Back Stitches

	DMC
∞	162
*	3817
m	3816
=	3815
7	225
#	224
♦♦	223

	DMC
	813
	223

Beads	Mill Hill
	02075
	03051
	02015