



Compliments of:

wichelt imports, inc.

N162 State Hwy 35
Stoddard, WI 54658-9711, U.S.A.
DIRECT ORDER: www.wicheltdirect.com

800-356-9516 • 608-788-4600 • Fax: 608-788-6040

wichelt@wichelt.com • www.wichelt.com • www.millhill.com

Hannah

By Karen E. Dudzinski
Of Textured Treasures

Design Size: 2.5" x 2.5"


Fabric: 429-85 Sage Jobelan 28ct
Wichelt Imports

Fibers: All from DMC

Light Effects floss E436

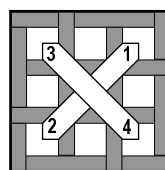
Variations floss 4130

#12 Perle cotton Ecu

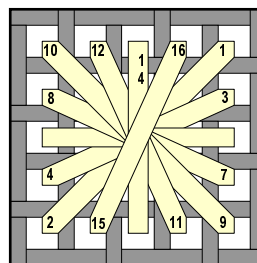
- Begin by locating the center of your fabric, count diagonally down and to the right 2 stitches and use a single strand of E436 to stitch the star base stitches.
- A single strand of 4130 is used for the top stitches.  start in the upper right corner.
- Next, use 2 strands of 4130 to complete the darker Cross stitched border of the square frame.
- Within each corner block, one strand of #12 is used to Cross stitch an inner border.
- #12 Perle is also used for the Herringbone fill between the corners.

- One strand of E436 is used to complete the Rhodes Square in the center of each corner block.
- The motifs at the top, bottom, left and right are created by first laying the Triple Upright Cross with #12 Perle, and then overlaying an Interwoven Cross stitch with 1 strand of E436. [Refer to stitch diagram]
- Finally, lay the base stitches using Back stitch and #12 Perle; wrap with a single strand of E436 to soften the look.

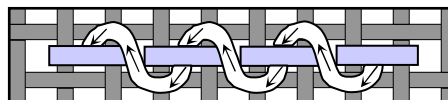
Stitches Used:



Cross

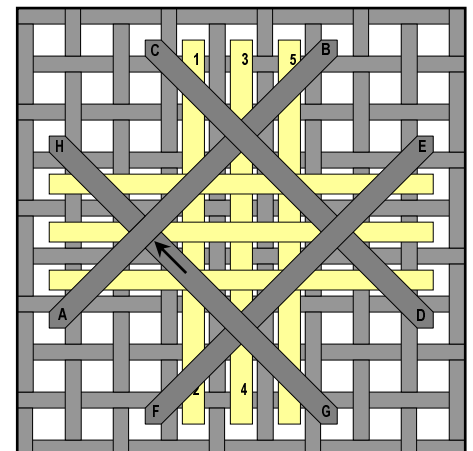


Rhodes



**Wrapped backstitch –
over 2**

NOTE: on the design



**Wrapped Triple Upright
Cross**

