




Compliments of:

**wichelt imports, inc.**



N162 State Hwy. 35  
Stoddard, WI 54658-9711, U.S.A.  
wichelt@wichelt.com

800-356-9516 • 608-788-4600 • Fax: 608-788-6040  
www.wichelt.com • www.millhillbeads.com



## Beaded Bouquet

By Janis Lockhart of Cross-Point Designs

**Stitch count:** 53w X 76h

**Design size:** 3-3/4" w X 5-3/8" h, 96w X 138h  
mm on 14 count fabric

**Fabric:** 28 count White Chocolate Linen #7694  
or Aida #35794 from *Wichelt Imports, Inc.* Stitch  
over two threads.

**Threads:** DMC six strand cotton floss



**Embellishment:** *Mill Hill* Antique Glass Beads  
and Glass Seed Beads.

**Stitching Notes:** Stitch full stitches first with two  
strands floss over two threads of fabric. Back  
stitch, one strand; pink lines with DMC 223, blue  
lines with DMC 813. Attach beads with a beading  
needle and two strands floss (or one strand fold-  
ed in half over needle). #02015 beads, attach  
with floss #162; #03051 bead, attach with floss  
#225; #02075 bead, attach with floss #223.

### Full Stitches

	DMC	Anchor
∞	162	128
\$	813	161
*	3817	875
m	3816	876
=	3815	877
7	225	1026
#	224	893

### Back Stitches

	DMC
	813
	223

Beads	Mill Hill
	02075
	03051
	02015